

VIEW900

THE MOST RELIABLE & ACCURATE CABLE ANTENNA ANALYZER

- Broadband Frequency Coverage – 5 MHz to 6 GHz
- Multi-Functions - Return Loss, VSWR, Cable Loss, Distance-To-Fault, Smith Chart
- Compact, Lightweight Hand-held Design - 2.1 Kg (4.63 lbs)
- 5.5 hours of long battery lifetime for daily job
- Easy-To-Operate, Intuitive GUI
- 7" Wide and Sunlight Viewable Bright Color LCD



BELIEVE
YOUR
EYES

INNO INSTRUMENT VIEW900

THE MOST RELIABLE & ACCURATE CABLE ANTENNA ANALYZER

DESCRIPTION

The wireless market continues to evolve. Service providers need to upgrade existing legacy networks. Cable antenna analyzer serves to installation and maintenance of cell sites. VIEW900, INNO Cable Antenna Analyzer checks for defects and losses in various types of cell sites transmission line. A reliable and cost effective cable antenna analyzer is required to manage cell sites more safely and efficiently.

VIEW900 is the most reliable and accurate cable antenna analyzer including the functions of VSWR, Return Loss, DTF, Cable Loss, Smith Chart, Power Sensor.

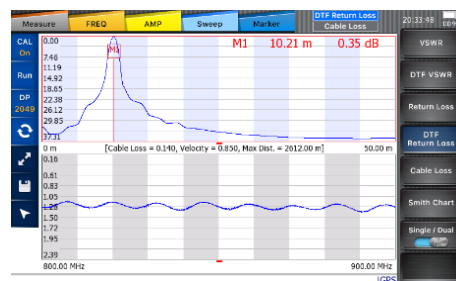
VIEW900 covers a wide range of frequencies from 5 MHz to 6 GHz and sets up trace data point up to 2049. It features user friendly graphic interface, GUI, 7-inch wide and bright LCD monitor for user-centered convenience that is available in any environment. It weighs 2.1 kg and light, portable measurement instrument. The 5.5 hour battery capacity and field replaceable lithium ion battery ensures enough and continuous working time.



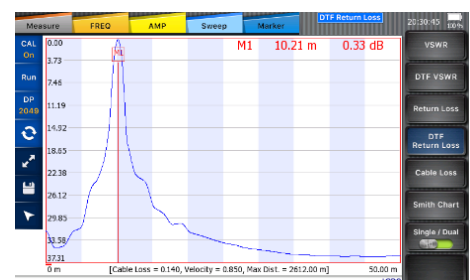
KEY FEATURES

- Broadband Frequency Coverage – 5 MHz to 6 GHz
- Multi-Function - Return Loss, VSWR, Cable Loss, Distance-To-Fault, Smith Chart
- Compact, Lightweight Hand-held Design - 2.1 Kg (4.63 lbs)
- 5.5 hours of long battery time for daily job
- Easy-To-Operate, Intuitive GUI
- 7" Wide and Sunlight Viewable Bright Color LCD

7800 mAh battery provides 5.5 hours long operating time.



Dual Display



Single Display

VIEW900 HIGHLIGHTS

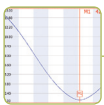


USB -
Port for external USB devices, memory stick, e-calibrator and RF power sensors.

Ethernet -
For internal debugging purpose.

DC Power -
Connect with an AC/DC adaptor

Type-N(f) RF Out -
1 Port reflection measurement, VSWR/DTF/Cable Loss/Smith Chart



Reflection Measurement -
VSWR, Return Loss, DTF, Cable Loss, Smith Chart



Calibration -
Open-Short-Load Mechanical & Electrical Calibration



Power Measurement -
Terminal & Directional Power Sensor



7" Touch Screen with Smart GUI High Resolution of 800x480



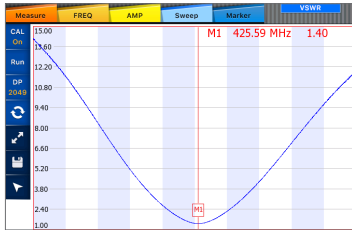
Quick & Easy operation with intuitive GUI

touch

VIEW900

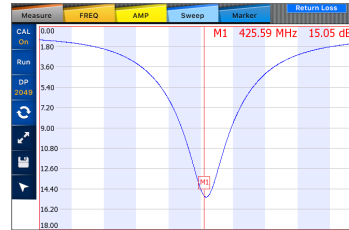
KEY MEASUREMENTS

VSWR



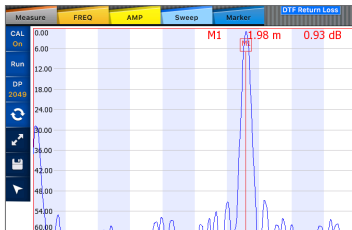
VSWR(voltage standing wave ratio) measures effective transmission of the energy sent to antenna by comparing an incident wave of antenna and a reflected wave.

RETURN LOSS



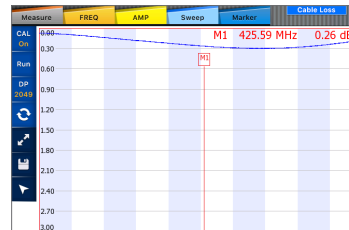
Return Loss is the ratio of power loss between incident and reflected power in mismatching of antenna and RF cable(displayed in log scale)

DISTANCE TO FAULT



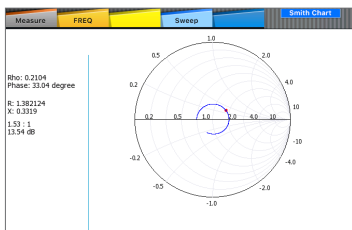
Distance to Fault measures fault location of RF cable.

CABLE LOSS



Cable Loss measures inherent loss of the RF cable (displayed in log scale).

SMITH CHART



Smith Chart is an RF tool to make sure impedance matching status by measuring an impedance of transmission system includes antenna and RF cables.

POWER MEASUREMENT



RF power measurement using an external power sensor.

TECHNICAL SPECIFICATIONS

Item	Sub Item	Specification
General	Max input power	+25 dBm (+33 dBm damage level)
	Frequency Range	5 MHz to 6 GHz
	Frequency Accuracy	< ±3 ppm
	Frequency Resolution	10 kHz
	Scan Speed	Reflection: < 0.7 ms/point DTF: < 1.0 ms/point
	Number of Data Points	129, 257, 513, 1025, 2049
	Display	Single & Dual display
	Test Port	N-Type Female, 50 Ω
	Storage	Internal: Minimum 512 MB
	(Trace / Screen / Setup)	External: Limited by size of USB (32 G)
VSWR	Return Loss Range	0 to 60 dB
	VSWR Range	1 to 65
Cable Loss	Cable Loss Range	0 to 30 dB
DTF	Return Loss Display Range	0 to 60 dB
	VSWR Display Range	0 to 65
	Distance Range	0 to 1,250 m (4,125 ft)
Interference Immunity	On Frequency	+5 dBm
	On Channel	+15 dBm
Miscellaneous	Dimension	272 x 188 x 65 mm (10.7 x 7.4 x 2.55 inches)
	Weight	2.1 kg (include battery)
	Voltage and Current	12 VDC, 3.0 A
	Adaptor	AC Input: 100 to 240 V, 1.5 A DC Output: 12 VDC, 3.0 A
	Battery	Li-ion 7800 mAh (5.5 hr operating time after full charge)
Environmental	Operating Temperature	-10 °C ~ +50 °C (14 °F ~ +122 °F)
	Storage Temperature	-40 °C ~ +80 °C (-40 °F ~ +176 °F)
	Humidity	95 % R.H. No Condensation

OPTIONAL POWER SENSOR

V90 Terminating Power Sensor	Frequency Range	50 MHz to 6 GHz
	Measurement	Average Power
	Measurement Range	-45 dBm to +10 dBm
	Accuracy	±7 %
	Port	Type-N(f)

VIEW900

ORDERING INFORMATION

STANDARD CONFIGURATION

Model	Description	Part Number
VIEW900	Cable and Antenna Analyzer VIEW900 include: 1. VIEW900 Cable and Antenna Analyzer, 5 MHz to 6 GHz 2. V96 Mechanical Calibration Kit 3. Soft-carrying Case	TM00900
VIEW900B01	VIEW900 Bundle 1 include; 1. VIEW900, TM00900 2. USB A to USB A cable (1.0 m), TM00900900 3. RF cable DC to 8 GHz Type-N(m) to Type-N(f), 1.5 m, TM00900700	TM00900B01

SUPPLIED ACCESSORIES

- Soft-carrying Case for VIEW900
- AC/DC adapter
- Rechargeable Li-Ion battery
- 8 GB USB memory

OPTIONAL ACCESSORIES

Model	Description	Part Number
GPS	USB GPS Receiver and Antenna for View900	TM00900GPS
V90	Terminating Power Sensor, Type N(m), DC to 6 GHz, 50 Ω	TM00090
V95	Electrical Calibration Kit, Type N(m), DC to 6 GHz, 50 Ω	TM00095
V96	Mechanical Calibration Kit, Type N(m), DC to 6 GHz, 50 Ω	TM00096
	Soft-carrying Case for VIEW900	TM00900300
	Backpack carrying case for VIEW900	TM00900301
	VIEW900 Warranty Extension of 1yr for Asia and North America	TM00900100
	VIEW900 Warranty Extension of 1yr for Latin America and EMEA	TM00900101
	VIEW900 Calibration Services for Asia and North America	TM00900200
	VIEW900 Calibration Services for Latin America and EMEA	TM00900201
	USB A to USB A cable (1.0 m)	TM00900900
	RF Cable DC to 8 GHz Type-N(m) to Type-N(f), 1.5 m	TM00900700
	Rechargeable lithium ion battery	TM00900400
	AC/DC adapter	TM00900500



You dream,
we DESIGN



Телефон: +7 (499) 685-4444
info@4test.ru
www.4test.ru